



DEUTZ

Q1 2026 results

May 7th, 2026

Disclaimer



The details given in this document are based on the information available at the time it was prepared. This presents the risk that actual figures may differ from forward-looking statements. Such discrepancies may be caused by changes in political, economic, or business conditions, a decrease in the technological lead of DEUTZ's products, changes in competition, the effects of movements in interest rates or exchange rates, the pricing of parts supplied, and other risks and uncertainties not identified at the time this document was prepared.

The forward-looking statements made in this document will not be updated.



Overview & current development

Dr. Sebastian Schulte

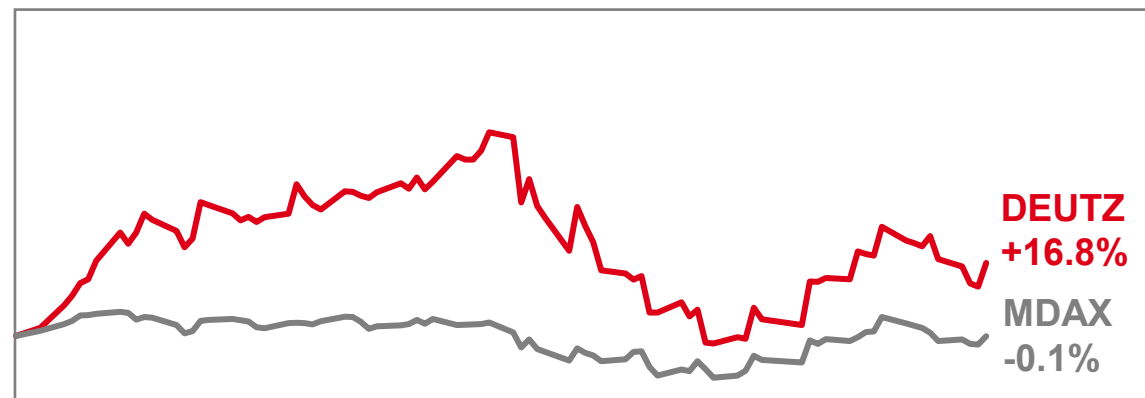
Transformation successes Q1 2026



MDAX promotion next milestone

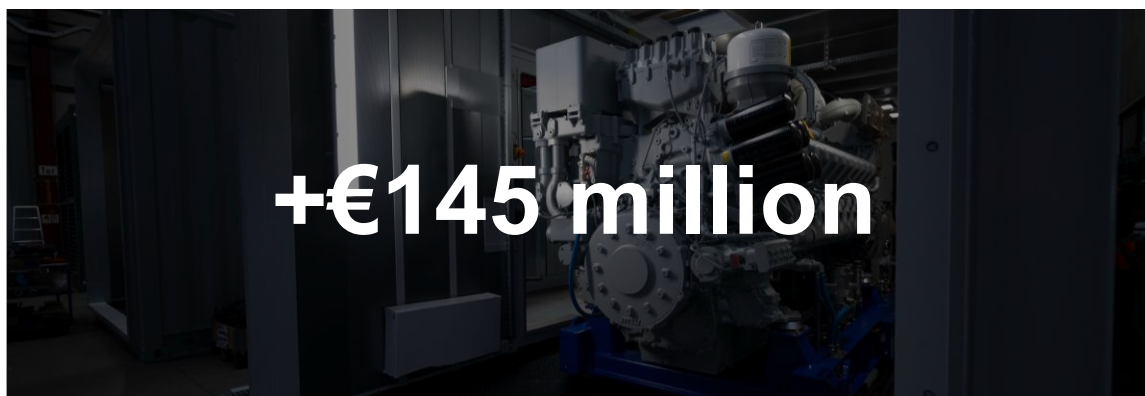


Above-market share price performance




30.12.2025 – 30.04.2026

Frerk closing with strong order intake impact



Positive momentum in relevant markets



Q1 2026: Best quarter since start of downturn



New orders

€771 million



+ 41% yoy

Revenue

€530 million



+ 8% yoy

EBIT margin¹

7.0%



+1.8pp yoy

5 ¹ Before exceptional items. Exceptional items include effects from purchase price allocations (PPA) since FY 2026; the figure for the prior-year period has been adjusted accordingly, from 4.3% to 5.2%.

Structure follows strategy: Business led set-up since January 2026



Group-wide



Dr. Sebastian Schulte
CEO
Chairman of the Executive Board



Oliver Neu
CFO
Member of the Executive Board



Katharina Krüger
EVP HR, Strategy & Transformation

Business

Defense



Up to 800 kW

Defense engine portfolio



Marco Herre
CEO Business Unit Defense

Energy



3 kVA-10 MW

Genset portfolio



David Evans
CEO Business Unit Energy

Engines



13-740 kW

1.6-24.0 L

Engine portfolio



Markus Villinger
CEO Business Unit Engines

NewTech



20-900 kW
e-power systems

40-900 kWh
Battery systems



Bert van Hasselt
CEO Business Unit NewTech

Service




1,000+ *Locations*

120+ *Countries*



Andreas Schmidt
CEO Business Unit Service

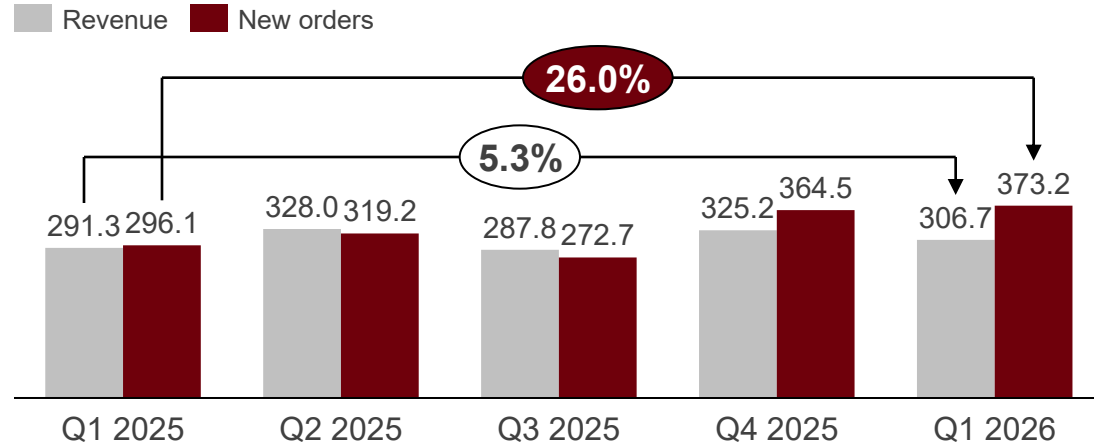


**Positive EBIT
contribution and
new orders
uptake**

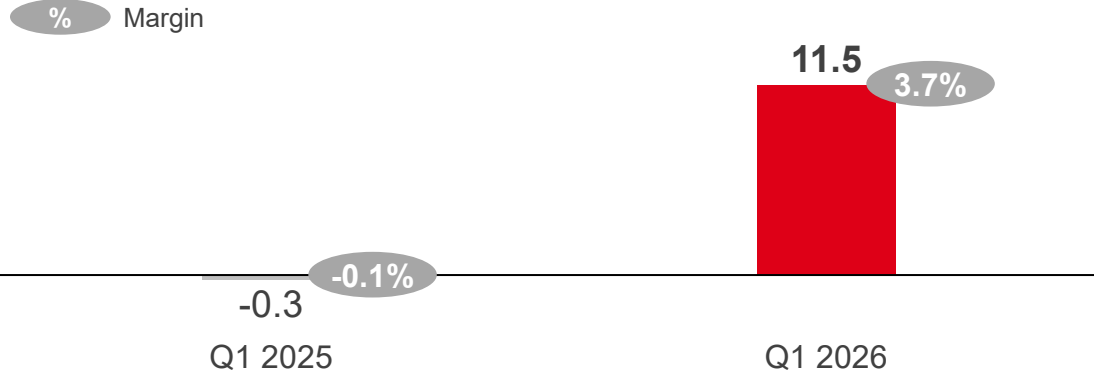
DEUTZ ENGINES



REVENUE & NEW ORDERS (€ million)



ADJUSTED EBIT¹ (€ million)



HIGHLIGHTS & OUTLOOK

- Strong fundamentals: New orders up 26% yoy driven by recovery across construction and agriculture segments
- Solid growth dynamics in all regions, with particular momentum in China
- Profitability jump driven by higher utilization and cost savings from Future Fit, capitalizes on positive order momentum
- Strategic sales growth with new products given high interest in new engines during customer event for genset engines in April
- Portfolio and footprint strategy execution to further push profitability
- Implementation of efficiency program in Porz production already kicked off with noticeable savings potential

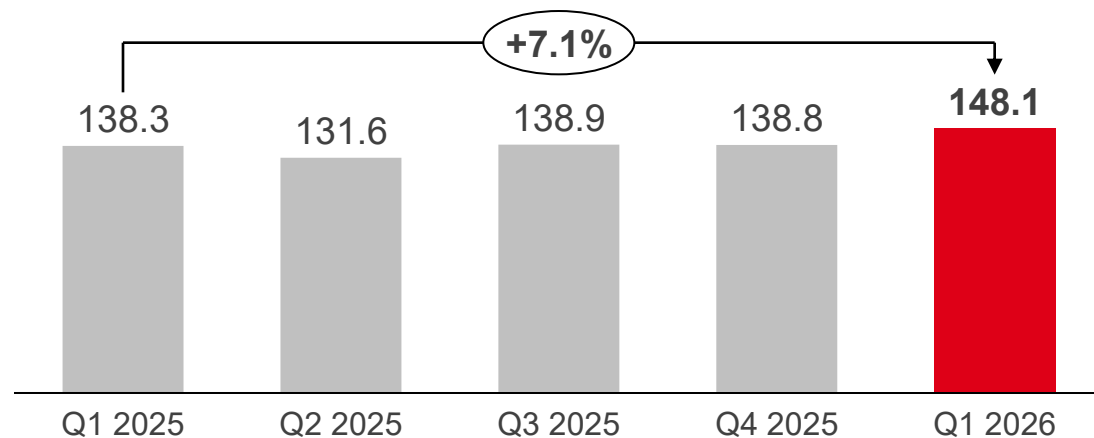


**First time
monthly revenue
significantly
above €50
million in March**

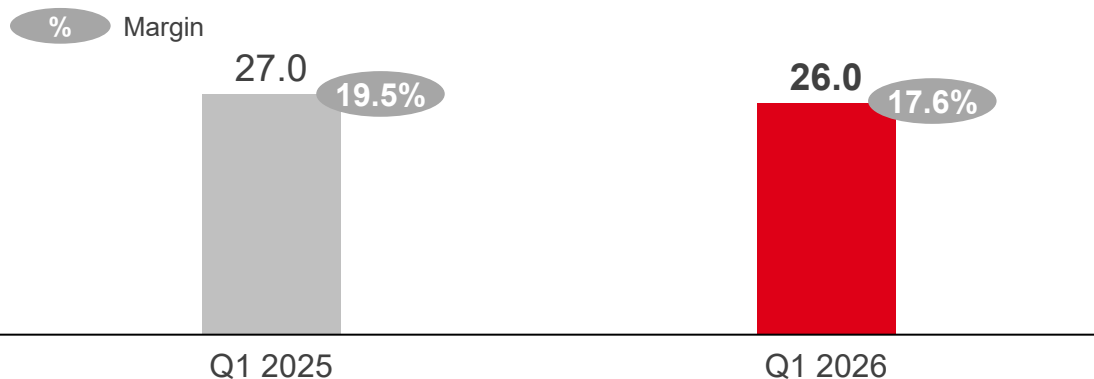
DEUTZ SERVICE



REVENUE (€ million)



ADJUSTED EBIT¹ (€ million)



HIGHLIGHTS & OUTLOOK

- Reliably strong growth across all regions driven by strong parts and aftersales business and integration of acquisitions
- Monthly service revenues significantly above €50 million for the first time in March 2026
- Strong traction based on international network expansion (more service centers, more profit)
- Additionally, growth investments in regional infrastructure – including Power Center expansion in the Americas – led to temporarily lower margins
- Margin Q1 2025 higher due to particularly strong spare parts business – normalization across 2026 expected

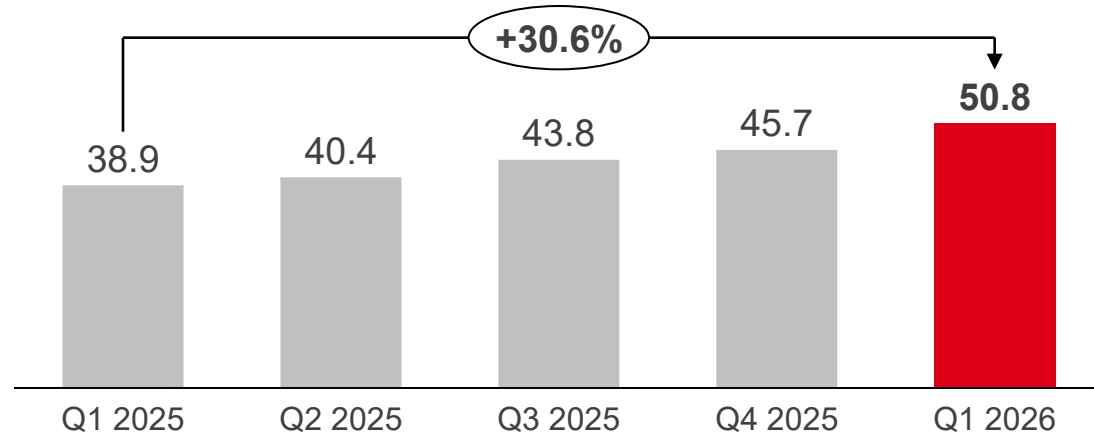


**Strong growth
momentum with
Frerk**

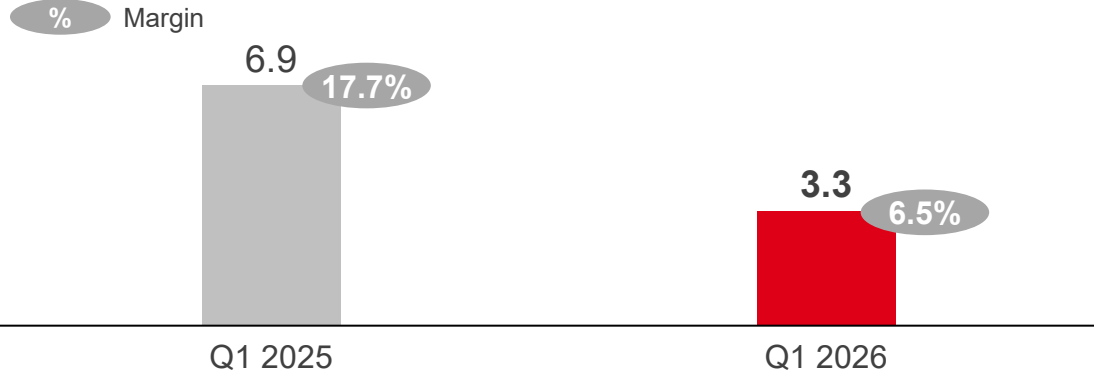
DEUTZ ENERGY



REVENUE (€ million)



ADJUSTED EBIT¹ (€ million)



HIGHLIGHTS & OUTLOOK

- Closing of Frerk Aggregatebau acquisition with immediate impact: ~€145 million of order intake
- New orders record of €207 million and order backlog at €239 million
- Good progress to becoming a global business with contributions from Frerk and DPX to driving European and Asian growth
- Q1 margin impacted by adverse FX effects (EUR/USD ~1.17 vs. ~1.05 in Q1 2025), seasonality as well as change to product mix
- Strong revenue and margin ramp-up is expected across Q2–Q4 with a target adj. EBIT margin >10% in 2026
- Excellent growth dynamics driven by data center business in Europe as well as Blue Star Power Systems and MAGIDEUTZ
- Push for cross-BU synergies by leveraging the DEUTZ network and expanding sales and building a global business

DEUTZ NEWTECH

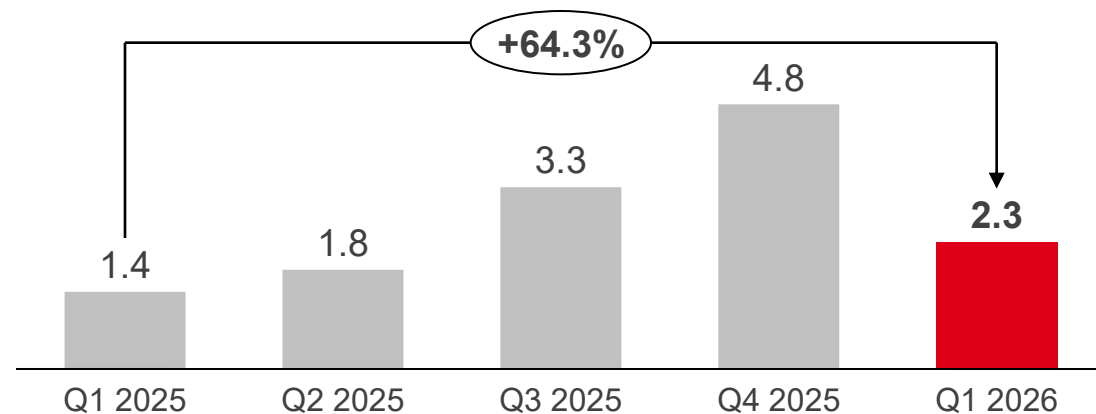


**Growth option
with positive
dynamics**


DEUTZ NEWTECH



REVENUE (€ million)




ADJUSTED EBIT¹ (€ million)



HIGHLIGHTS & OUTLOOK

- New orders of €5 million, order backlog at €8 million, driven by UMS business in construction sector
- Significantly improved earnings through tighter focus of R&D activities and cost discipline
- More and more market traction for battery solutions despite limited demand environment
- Focus on converting pipeline into revenue by scaling projects, production and delivery capabilities, further enhance R&D efficiency, enabling faster and more cost-effective product development
- More and more market traction for battery solutions and e-power systems despite limited demand environment
- Capitalizing on current market opportunities given falling battery cell prices and high fuel prices in in the off-highway sector

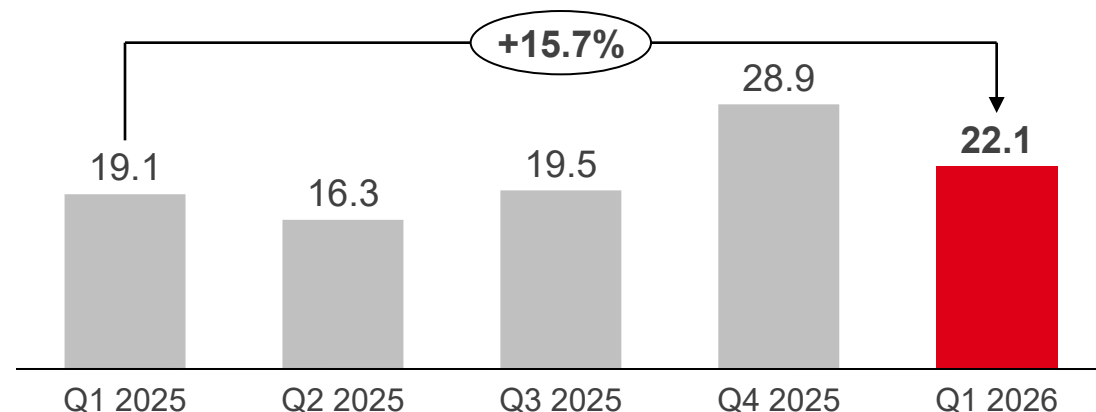


Increasing relevance and business model

DEUTZ DEFENSE & OTHER



REVENUE (€ million)



ADJUSTED EBIT¹ (€ million)



HIGHLIGHTS & OUTLOOK

- New orders of €26 million, strong order backlog at €39 million, including first orders relating to drone package for the German army
- Further ramp-up of SOBEK Group activities and Defense development programs, continued R&D investments in new powertrain solutions
- Positive impact from HJS Emission Technology's turnaround
- Continued commitment to DefTech ecosystem with investments in ARX Robotics and TYTAN Technologies
- Conversion of strong pipeline into sales
- Exploration of adjacent opportunities in military energy solutions, including partnerships and M&A



Q1 2026 in detail

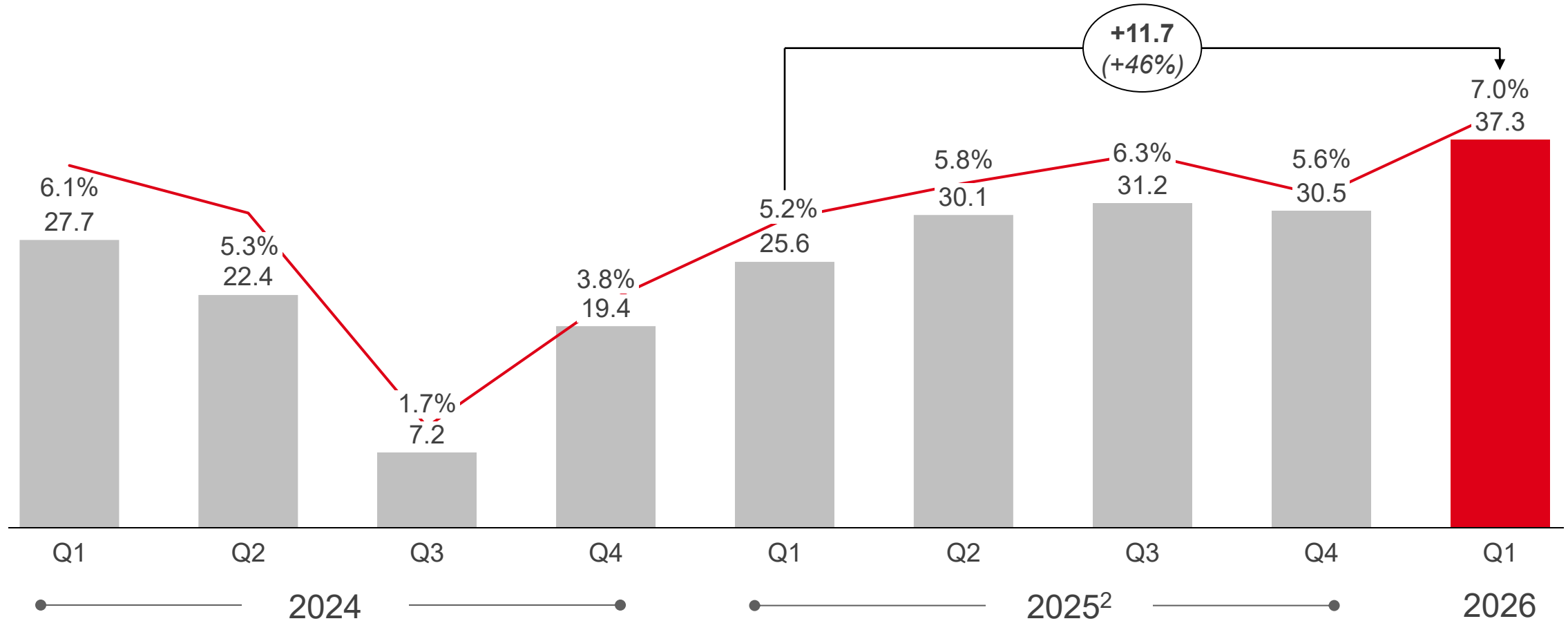
Oliver Neu



Q1 2026 proves continuous momentum in margin growth

Adjusted EBIT¹

in € million, margin in %



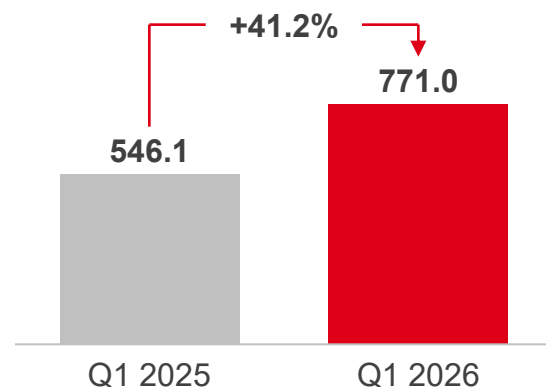
¹⁸ Note: Relates to continuing operations. ¹ Before exceptional items. ² Exceptional items include effects from purchase price allocations (PPA) since FY 2026; 2025 figures have been adjusted accordingly.

DEUTZ Group – Q1 2026 business figures



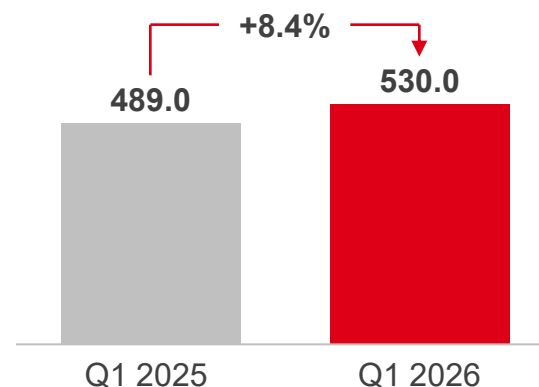
New orders

in € million



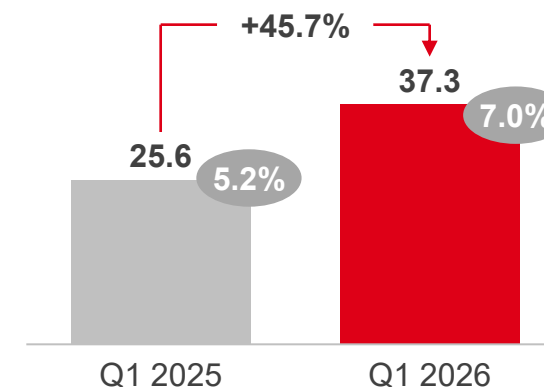
Revenue

In € million



Adjusted EBIT¹

in € million (margin in %)



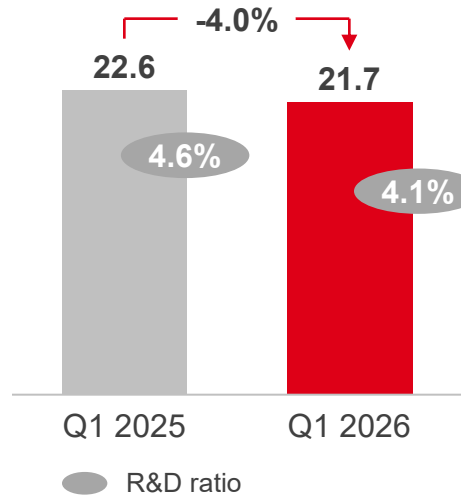
- **New orders** increased organically (~€80 million) and due to 1st time consolidation of Frerk Aggregatebau (~€145 million); book-to-bill ratio at 1.45 (Q1 2025: 1.12), order backlog at €738.6 million (Q1 2025: €521.0 million)
- **Revenue:** Growth across all Business Units with similar absolute growth contribution from engines, service and energy business; 56% of revenue generated in Europe, 26% in the Americas, 11% in APAMEA, 7% in China
- **Earnings:** Substantial increase in margins, driven by cost savings from Future Fit program (especially in R&D), and improved plant utilization; net income of €21.8 million (Q1 2025: €-10.0 million, incl. €25 million provision for Future Fit)

¹ Before exceptional items. Exceptional items include effects from purchase price allocations (PPA) since FY 2026; prior-year EBIT has been adjusted accordingly from €21.0 million to €25.6 million, the margin has been adjusted from 4.3% to 5.2%.

R&D spending, capital expenditure, and working capital

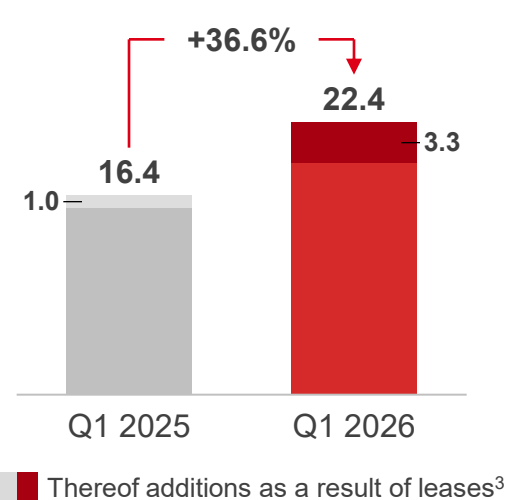
Net R&D spending¹

in € million



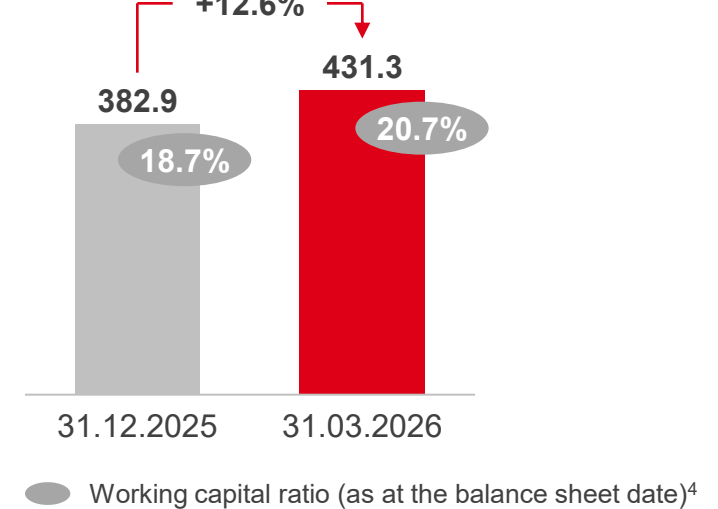
Capital expenditure^{1,2}

in € million



Working capital

in € million



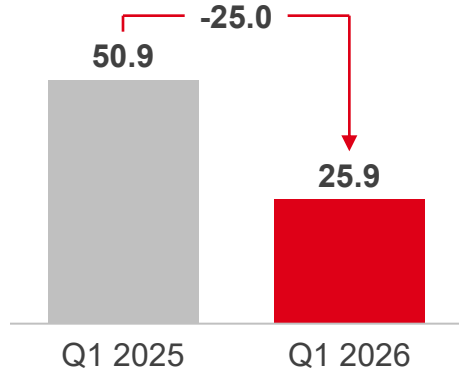
- **R&D spending** allocated to BU Engines (€14.8 m, +€0.5 m yoy), BU NewTech (€4.3 m, -€3.7 m), BU Defense (€2.6 m, +€2.3 m)
- **Capex** predominantly for IT infrastructure, production equipment and software
- **Working capital ratio** increased due to statistical effect from Frerk acquisition and higher inventories for production ramp-up

¹ After deducting grants. ² Capital expenditure on property, plant and equipment (including right-of-use assets in connection with leases) and intangible assets, incl. capitalization of R&D (excluding M&A). ³ Right-of-use assets for leases under IFRS 16. ⁴ Working capital as at the balance sheet date divided by revenue for the previous twelve months.

Cash flow and net debt

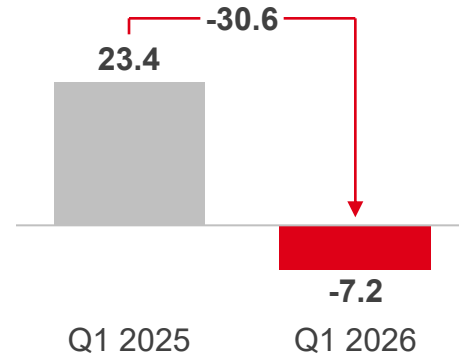
Cash flow from operating activities

in € million



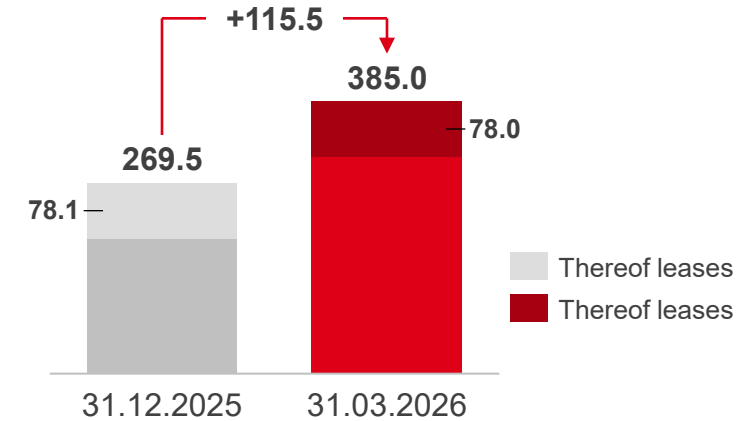
Free cash flow¹

in € million



Net debt²

in € million



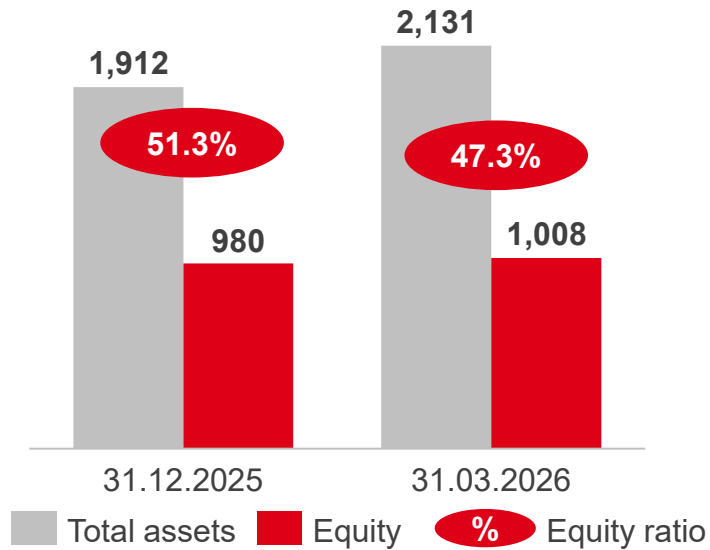
- **Operating cash flow:** Decrease vs. Q1 2025 caused by higher inventories in view of positive order situation, effects from factoring and severance payments (Future Fit) – expected to improve in Q2
- **FCF¹** decreased yoy due to lower operating cash flow, back to more normal seasonal pattern compared to Q1 2025
- **Net debt** increased due to financing of acquisition of Frerk Aggregatebau and investments in ARX Robotics and TYTAN

¹ Before M&A. Cash flow from operating activities and from investing activities less interest expense. ² Cash and cash equivalents less current and non-current interest-bearing financial liabilities.

Balance sheet, financing and dividend

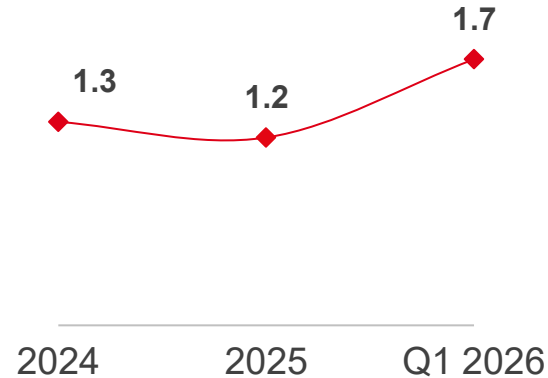
Equity

in € million



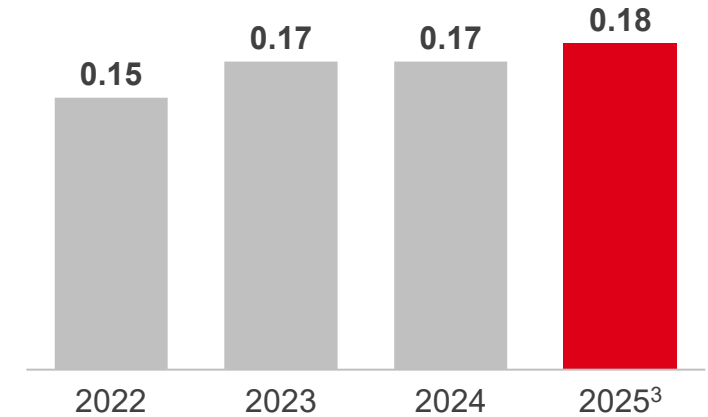
Leverage

Net debt¹/EBITDA LTM²



Dividend per share

in €



- **Equity ratio** slightly lower compared to year-end 2025 primarily due to debt-financed acquisition of Frerk Aggregatebau
- **Leverage** increased to still moderate 1.7x after financing of Frerk acquisition
- **Dividend proposal** of increased €0.18 per share



Guidance & outlook

Dr. Sebastian Schulte

Guidance 2026 confirmed



- **Guidance** initially given on market visibility as of end of February 2026, as of now no substantial impact of Iran conflict
- **Growth supported by positive momentum** in Energy, Service and Defense, strengthening overall resilience
- **Engine markets expected to recover** over the course of 2026, with a stronger H2

Guidance 2026

Revenue		€2.3 billion to €2.5 billion thereof (midpoint) Engines €1.330 m, Service €635 m, Energy €290 m, NewTech €35 m, Defense & Other €110 m
Adjusted EBIT margin¹		6.5% to 8.0% with (midpoint) Engines at 3.25%, Service at 17.5%, Energy at 11.0%, Defense & Other at 11.0% and NewTech with expected losses of €-20 m to €-30 m
Free cash flow²		High double-digit million-euro amount

Confident outlook for 2026 driven by strategic value transformation and market signals

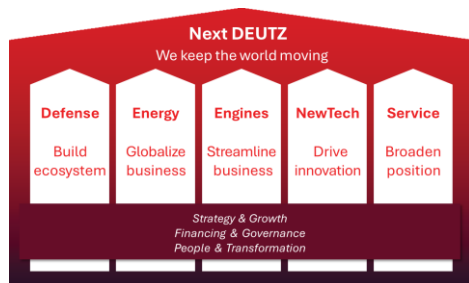


Market perspective



- Continued macro and geopolitical volatility and uncertainty
- But: Emerging signs of a market recovery in core markets such as construction or agricultural machinery

Next DEUTZ



- Increasing benefits from more resilient businesses and business unit structure
- Full P&L impact of 2025 M&A and portfolio measures
- Efficiency and cost improvements (e.g. Future Fit)



Above-market growth & margin performance

Next DEUTZ: Strong Q1 momentum pushing 2026 performance




Strong growth – across businesses

Positive dynamics based on organic (positive market uptake) and inorganic growth (strong M&A pipeline)




Increasing margins – quality before volume

Margin push based on performance focus (engines) and profitable growth (energy and service)



Improving cash – discipline and ROCE orientation

On track for FY26 free cashflow guidance (high double-digit million-euro, before M&A)



Prudent option approach – strategic upside

Good developments in NewTech supported by favorable geopolitical developments



**Thank you for
your attention!**

Any questions?

Financial calendar and contact details



Financial calendar

Annual General Meeting	May 13, 2026
H1 2026 interim report	August 6, 2026
Q3 2026 quarterly statement	November 5, 2026

Contact

Investor Relations
+49 (0) 221 822-3600
ir@deutz.com

Follow us on

