


DEUTZ TCD 7.8 Power Pack

214-348 hp / 160-260 kW ▲ EU Stage IV & US EPA Tier 4 Final

TCD 7.8



The engine company.



DEUTZ Factory-Built Power Packs

- ▲ DEUTZ factory-built Power Packs are compact, ready-to-install engine solutions for mobile machinery. Designed for use in the construction, agricultural and industrial markets, each Power Pack is fully tested and validated to offer a robust and completely integrated power package. Not only are they easy to install, but they also offer the industry's lowest installed and operational costs. And, they come with the same exclusive warranty as new DEUTZ engines.
- ▲ The DEUTZ TCD 7.8 Power Pack is in a ready-to-run pedestal mounted package and is supported by a large range of options and accessories.
- ▲ The TCD 7.8 Power Pack features a proven and robust, water-cooled, 6-cylinder inline diesel engine with cooled, external exhaust-gas recirculation. The unit includes a mounted cooling-and-guard package, and the engine can be equipped with a suction or pusher fan.
- ▲ The engine meets the requirements of the EU Stage IV and US EPA Tier 4 with DVERT® selective catalytic reduction (SCR) and a diesel particulate filter (DPF). This unit already complies with the latest EU Stage V emissions standards. A version is also available for export to lower regulated countries (LRC).
- ▲ DEUTZ factory-built Power Packs offer the renowned performance and reliability associated with all DEUTZ engines and powered equipment. They're ideal for use in a wide range of equipment, including:
 - ▲ De-watering pumps
 - ▲ Oil field pumps
 - ▲ Construction machinery
 - ▲ Wood chippers
 - ▲ Sewer vacuums and pumps
 - ▲ Specialty machinery
 - ▲ Agricultural machinery
 - ▲ Irrigation pumps

And, no matter where you are in the world, DEUTZ service is always close by, ensuring maximum availability and service life for your DEUTZ engines and equipment.

Engine type	TCD 7.8 L6	
No. of cylinders	6	
Bore/stroke	mm in	110/136 4.3/ 5.4
Displacement	l cu in	7.8 476
Max. nominal speed	min ⁻¹ rpm	2200

Engine type	TCD 7.8 L6	
Power output as per ISO 14396 ¹⁾	kW hp	260 348
at speed	min ⁻¹ rpm	2200
Max. torque	Nm lb/ft	1400 1033
at speed	min ⁻¹ rpm	1450
Minimum idling speed	min ⁻¹ rpm	600
Specific fuel consumption ²⁾	g/kWh lb/hph	192 0.32
Engine Weight as per DIN 70020 Part 7A ³⁾	kg lb	725 1598

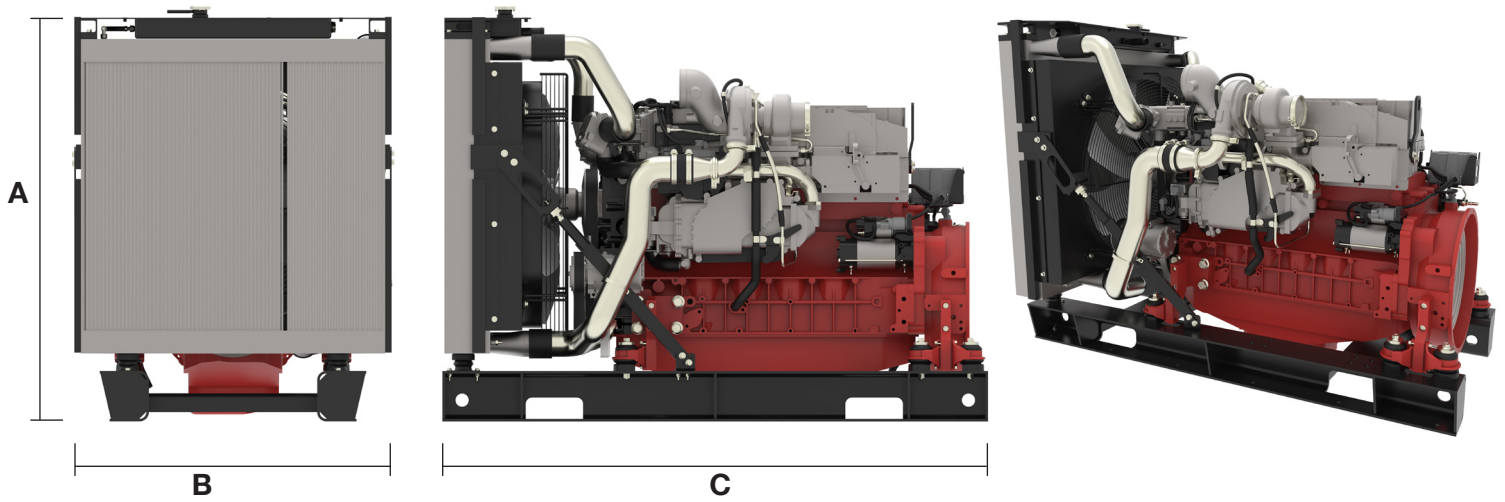
¹⁾ Power data without deduction of fan power.

²⁾ Best point consumption refers to diesel with a density of 0.835 kg/dm³ at 15°C.

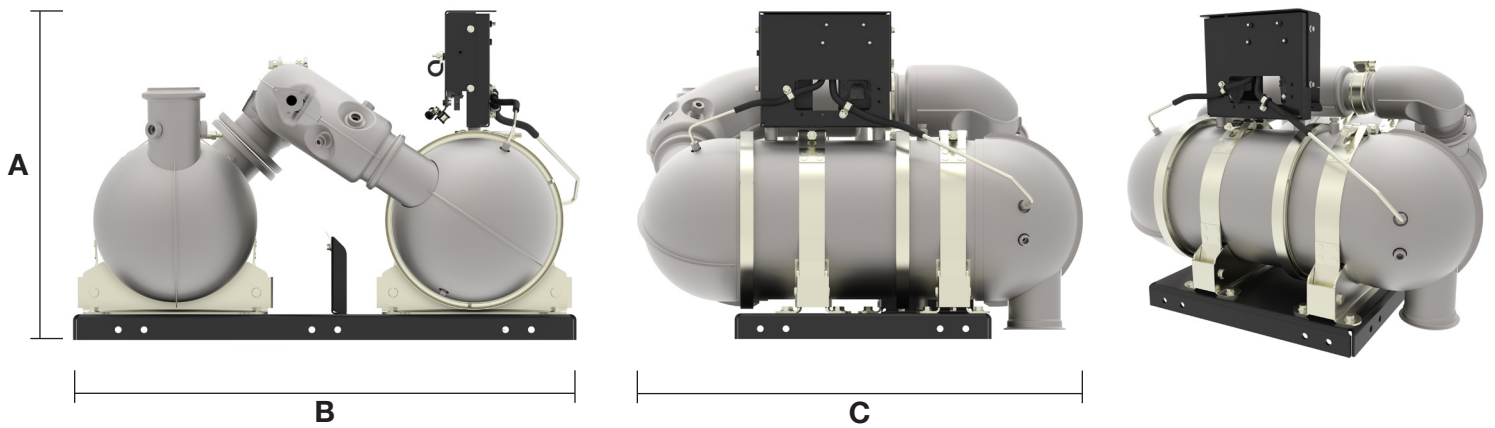
³⁾ Without starter/alternator, cooler and fluids but with flywheel and flywheel housing.

The data on this data sheet are for information purposes only and are not binding values. The data in the quotation is definitive.

The engine company.




PEDESTAL POWER PACK		A	B	C
TCD 7.8	mm/in	1266/49.84	969/38.14	1664/65.51



PEDESTAL POWER PACK		A	B	C
TCD 7.8 ATS	mm/in	637.8/25.11	975/38.38	900.9/35.46



TCD 7.8



DEUTZ Corporation
3883 Steve Reynolds Blvd. | Norcross, GA 30093 USA
Phone: 770 564 7100 | E-mail: info@deutzusa.com
www.deutzamericas.com

The engine company. 

PN 00317083