


# BFM 2011

For mobile machinery

24.2 - 65 kW | 32.5 - 87.2 hp at 2800 min<sup>-1</sup> | rpm

EU Stage II / US EPA Tier 2

- Oil-cooled 2-, 3- and 4-cylinder naturally aspirated in-line engines. 4-cylinder engines also with turbocharging and optional charge air cooling.
- Direct injection with single injection pumps and optional electronic governor.
- High reliability combined with durability. No corrosion or cavitation due to oil cooling and lubrication.



- Best cold starting performance even under extreme conditions.

- Minimised running costs due to low maintenance need and little wear.
- Low fuel consumption due to optimised combustion.
- Long oil change intervals of up to 1000 hours.
- The robust engine design allows worldwide operation even with high sulphur fuels.

## Technical data

Engine type		F2M 2011	F3M 2011	F4M 2011	BF4M 2011	BF4M 2011C
No. of cylinders		2	3	4	4	4
Bore/stroke	mm   in	94/112   3.7/4.4	94/112   3.7/4.4	94/112   3.7/4.4	94/112   3.7/4.4	94/112   3.7/4.4
Displacement	l   cu in	1.6   95	2.3   142	3.1   190	3.1   190	3.1   190
Max. nominal speed	min <sup>-1</sup>   rpm	2800	2800	2800	2800	2300

Engine type		F2M 2011	F3M 2011	F4M 2011	BF4M 2011	BF4M 2011C
Power output as per ISO 14396 <sup>1)</sup>	kW   hp	24.2   32.5	36.5   48.9	48.5   65.0	65   87.2	65   87.2
at speed	min <sup>-1</sup>   rpm	2800	2800	2800	2800	2300
Max. torque	Nm   lb/ft	93   68.6	140   103.3	195   143.8	270   199.1	320   236.0
at speed	min <sup>-1</sup>   rpm	1700	1700	1700	1600	1600
Minimum idling speed	min <sup>-1</sup>   rpm	900	900	900	900	900
Specific fuel consumption <sup>2)</sup>	g/kWh   lb/hph	224   0.37	219   0.36	213   0.35	205   0.34	205   0.34
Weight as per DIN 70020 Part 7A <sup>3)</sup>	kg   lb	168   370.4	208   458.6	245   540.1	247   544.5	247   544.5

1) Power data without deduction of fan power.

2) Best point consumption refers to diesel with a density of 0.835 kg/dm<sup>3</sup> at 15°C.

3) Without starter/alternator, cooler and fluids but with flywheel and flywheel housing.

The data on this data sheet are for information purposes only and are not binding values. The data in the quotation is definitive.

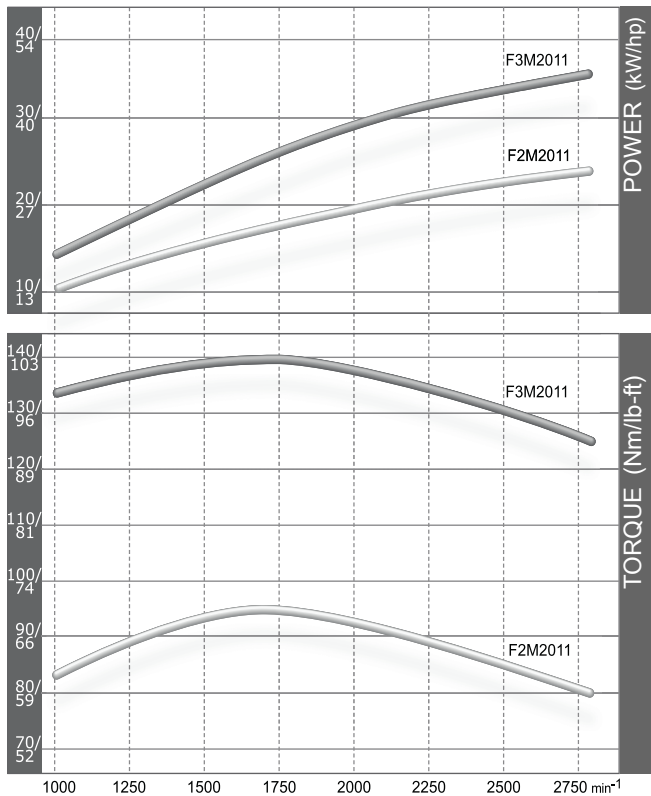
The engine company.



## Torque curve

F2M 2011 - 24.2 kW|32.5 hp

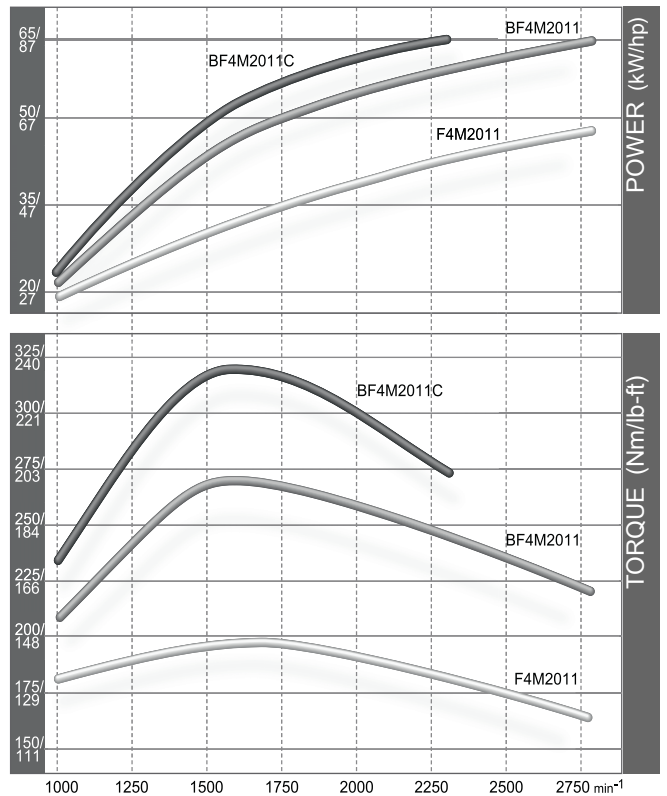
F3M 2011 - 36.5 kW|48.9 hp



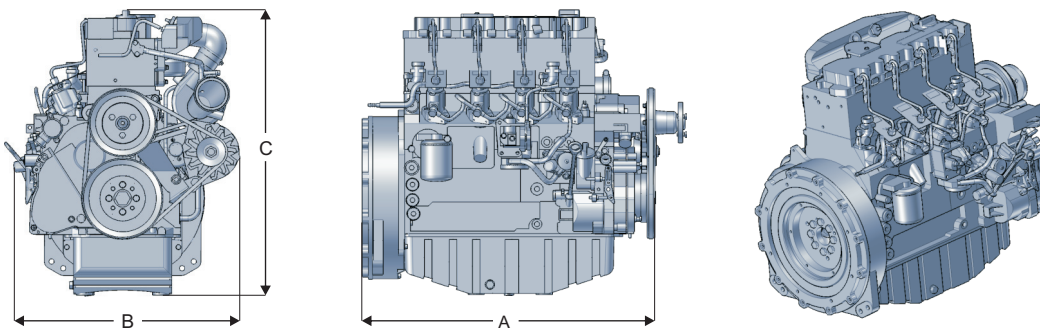
F4M 2011 - 48.5 kW|65.0 hp

BF4M 2011 - 65.0 kW|87.2 hp

BF4M 2011C - 65.0 kW|87.2 hp



## Dimensions



		A	B	C
F2M 2011	mm   in	408   16.1	451   17.8	683   26.9
F3M 2011	mm   in	599   23.6	451   17.8	678   26.7
F4M 2011	mm   in	710   28.0	451   17.8	703   27.7
BF4M 2011	mm   in	710   28.0	495   19.5	703   27.7
BF4M 2011C	mm   in	720   28.3	528   20.8	703   27.7

Note: The engine dimensions and weights vary depending on the scope of delivery.

For more information please contact the DEUTZ AG Köln or the responsible sales partner.

